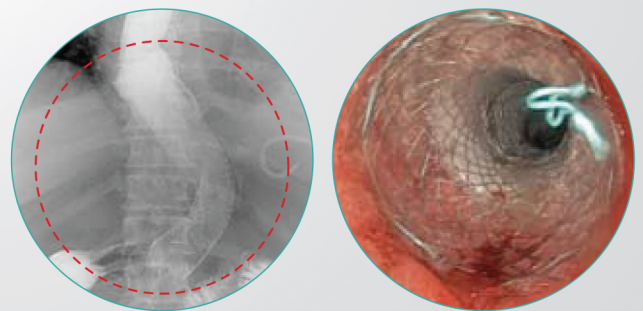



BETA™ Esophageal Stent



BETA™ stent insertion for healing of the fistula after bariatric surgery

[Provided by Prof. Tom Moreels and Dr. Macke Elisabeth,
University Hospital of Antwerp, Belgium]

HEAD OFFICE

14, Gojeong-ro, Wolgot-myeon, Gimpo-si, Gyeonggi-do, Korea 10022

SALES OFFICE

Bldg.C 4F, 158 Haneulmaeul-ro, ilsandong-gu, Goyang-si, Gyeonggi-do, Korea 10355
E: contact@stent.net T: +82 31 904 6153 F: +82 31 904 6157

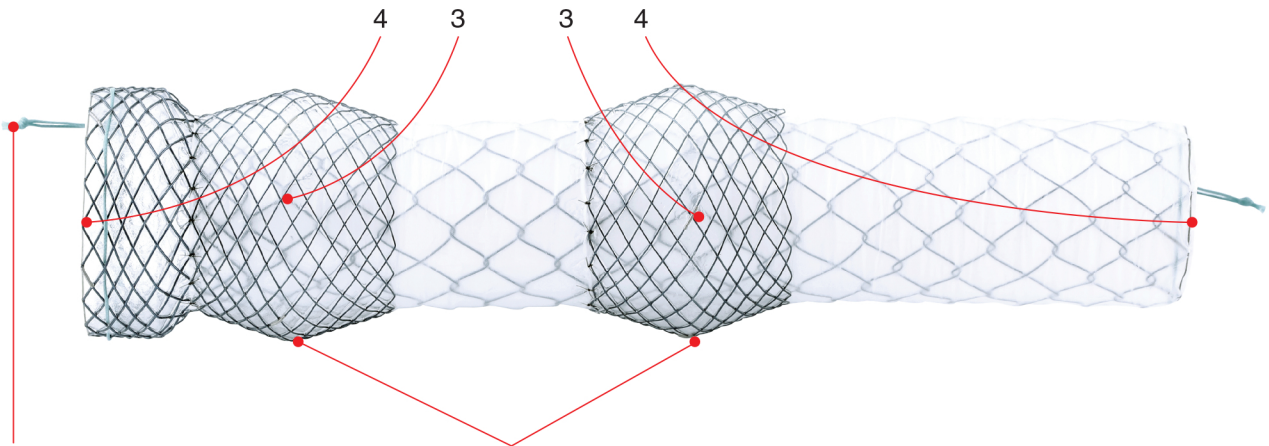
www.taewoongmedical.com

Niti-S™ BETA™ Esophageal Stent

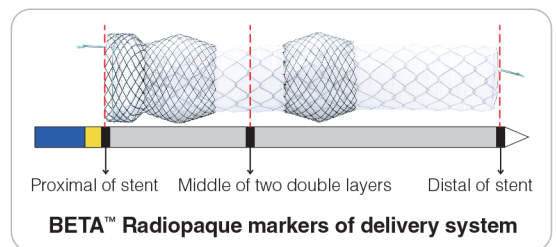
for leak or fistula after bariatric surgery

Features

- Radiopaque markers-clearly visible on fluoroscope



- Both distal and proximal retrieval strings help easy removal or reposition
- Flexible and conformable structure
Unfixed cell construction provides excellent flexibility and conformability to fit in tortuous anatomy
- Outer double layers: Silicone covered double layers prevent the risk of migration and any substance to contact the leak or fistula



Ordering Information

Products	Stent				Delivery system	
	Code	Body Diameter (mm)	Double layers Diameter (mm)	Length (cm)	Profile (Fr)	Length (cm)
<p>[between double layers : 25mm]</p>	EK**--FNT2	18, 20, 22	8mm bigger than body	8, 10, 12, 15, 16, 18, 20	20	70
		24, 26, 28		10, 12, 14, 15, 16, 18, 20	22	
<p>[between double layers : 5mm]</p>	EK**--FND2	22		14, 15, 16, 18, 20, 22, 23	20	
		24		14, 15, 16, 18, 20	22	
		26, 28				