

CoinTip™ snare



OVERVIEW

PRODUCT DETAILS

EMR CASES

ORDERING INFORMATION

 **STERIS**

Endoscopy



CoinTip

SNARE

STERIS Endoscopy is continuously innovating to deliver new tools and technologies in the polypectomy and tissue acquisition space.

Our newest addition, the CoinTip snare, is a truly differentiated solution for complex polypectomy procedures including endoscopic mucosal resection (EMR).

OVERVIEW

PRODUCT DETAILS

EMR CASES

ORDERING INFORMATION




PRODUCT DETAILS:

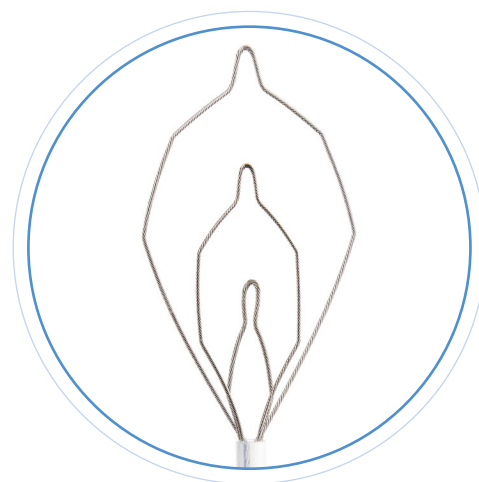
Not all snares offer the same recruitment, resection, and performance. The innovative CoinTip snare supports hot and cold resection with very unique design features.



▶ COINED DISTAL TIP/
SNARE LOOP WIRE



▶ DOUBLE CATHETER



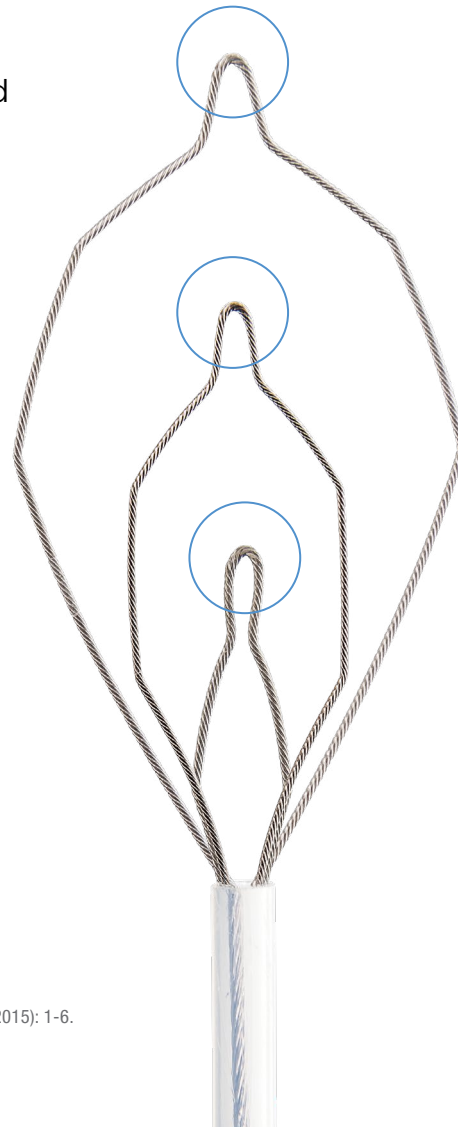

▶ MULTIPLE STAGES/
MEMORY POINTS

PRODUCT DETAILS:

The CoinTip snare leverages the benefits of different wire diameters to support precise hot and cold cutting capabilities.

Coined Distal Tip / Snare Loop Wire:

- Distal tip flattened to 0.010" which is achieved by the manufacturing process of "coining" (*patent pending feature*)
- 0.016" snare loop wire reinforces grip of tissue to capture target
- Snare loop maintains its shape and integrity after multiple resections



¹Din S, Ball A. "Cold snare polypectomy: Does snare type influence outcomes?" Digestive Endoscopy (2015): 1-6.




PRODUCT DETAILS:

OVERVIEW

PRODUCT DETAILS


EMR CASES

ORDERING INFORMATION



Double Catheter:

- Catheter includes an internal strain relief for added support during resection to reduce the chance of buckling during resection
- Traditional snare catheters often buckle resulting in incomplete resection¹



¹Hewett D. "Cold snare polypectomy: optimizing technique and technology." *Gastrointestinal Endoscopy* 82 (2015): 693-696.

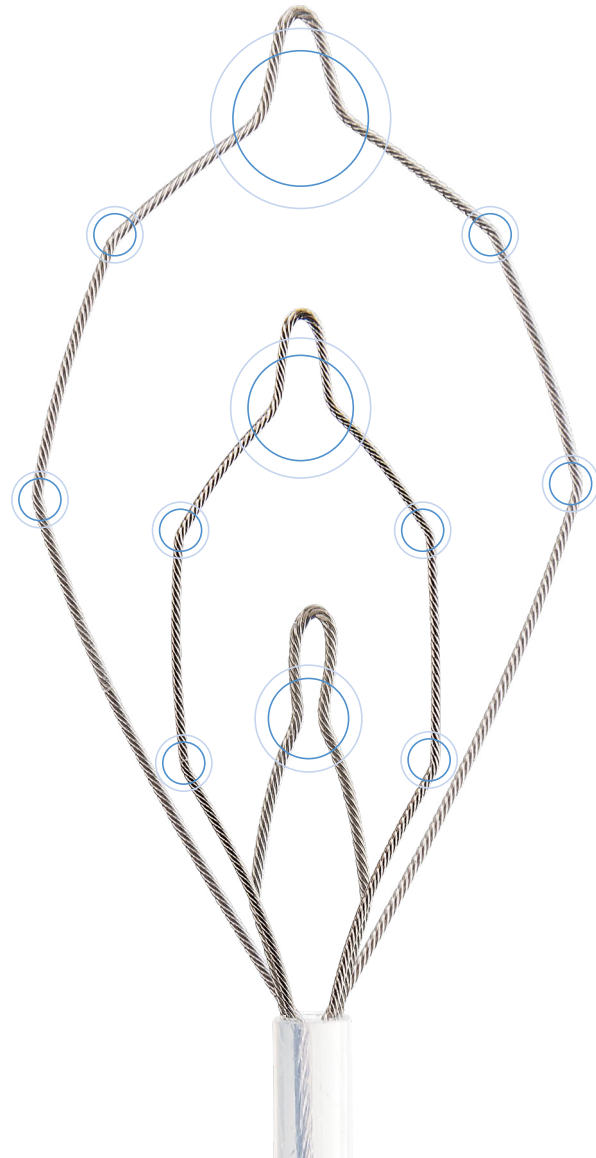


PRODUCT DETAILS:

The CoinTip snare has dedicated memory points to support EMR and a variety of resection needs, including multiple resections or various types and sizes of polyps.

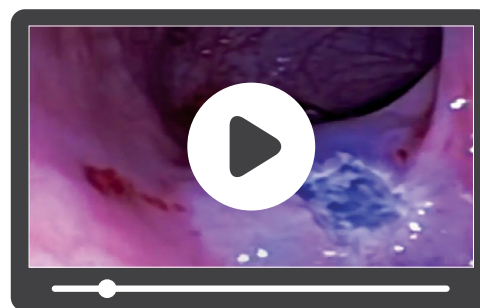
Multiple Stages / Memory Points:

- **20mm Deltoid Snare** - ability to encompass majority of lesions with control
- **10mm Hexagonal Snare** - offers stiffness and precision for additional control
- **6mm Diamond Snare** - specific placement for diminutive polyps and cleaning up resection site margins

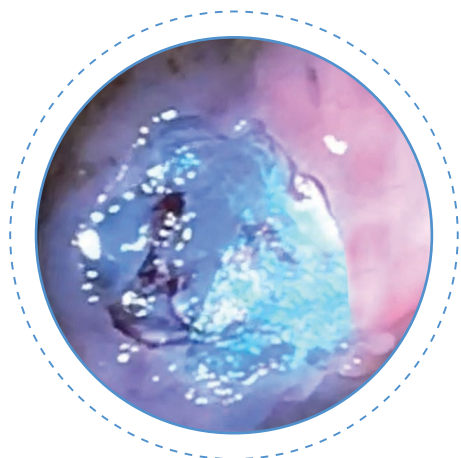


EMR CASES:

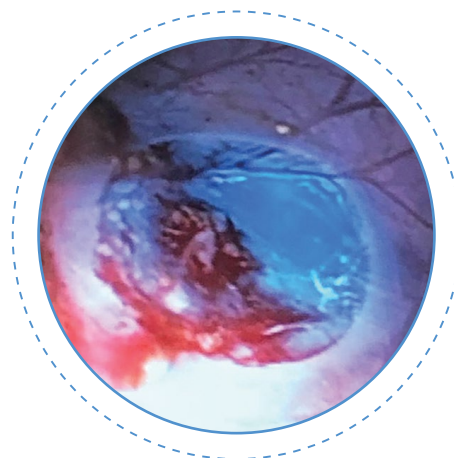
The unique features of the CoinTip snare make it the ideal device for physicians performing challenging polypectomies. The CoinTip snare has dual indications for use with and without cautery providing technique versatility needed to resect a variety of polyps.



WATCH: EMR with the CoinTip snare



Resection site after hot EMR with minimal cautery effect



Resection site after cold EMR en bloc resection


HOT & COLD EMR VIDEO:

OVERVIEW

PRODUCT DETAILS

EMR CASES

ORDERING INFORMATION



Hot and cold EMR technique with the CoinTip snare



ORDERING INFORMATION:

OVERVIEW

For more information on the CoinTip snare, contact STERIS Endoscopy today or visit www.steris.com.

PRODUCT DETAILS

Product Number	Description	Sheath Diameter (mm)	Sheath Length (cm)	Approx. Snare Size (W x L)	Snare Wire Diameter	Units/Box
BX00711110	CoinTip snare	2.5	230	Deltoid Shape: 20 x 32mm Hexagonal Shape: 10 x 27mm Diamond Shape: 6 x 19mm	0.41mm (0.016") Tip: 0.25mm (0.010")	10

EMR CASES



Endoscopy

STERIS
5960 Heisley Road
Mentor, OH 44060-1834 – USA
Customer Service: 800-548-4873
Fax: 440-639-4495

www.steris.com

©2020 STERIS Endoscopy. All Rights Reserved.
Unless otherwise indicated, all marks denoted with © or ™ are registered with the U.S. Patent and Trademark Office, or are trademarks owned by STERIS or its affiliates.

Follow us:    

761775 Rev. A

ORDERING INFORMATION