

# SURECLIP®

## ACCURATE & EFFECTIVE HEMOSTASIS

SureClip® is designed to provide precise clip placement and improved visualization.



- ▶ Unrestricted opening and closing of the jaw prior to deployment
- ▶ Reliable 360° bidirectional rotation, even in tortuous anatomy
- ▶ Shorter stem makes the clip less obtrusive and improves visualization of the target area
- ▶ Available in four different sizes (8mm, 11mm, 16mm, and 17mm)

**Design** cleared for use in straight and side-viewing scopes.

**Short Stem** aids placement and improves visibility in limited space.

**Fenestration Holes** in both arms of the SureClip<sup>MINI</sup>, SureClip<sup>PLUS</sup>, and SureClip<sup>MAX</sup> to accommodate tissue.

**Curved Profile** and longer arms help SureClip<sup>MINI</sup>, SureClip<sup>PLUS</sup> and SureClip<sup>MAX</sup> grip tissue in a tangential approach.

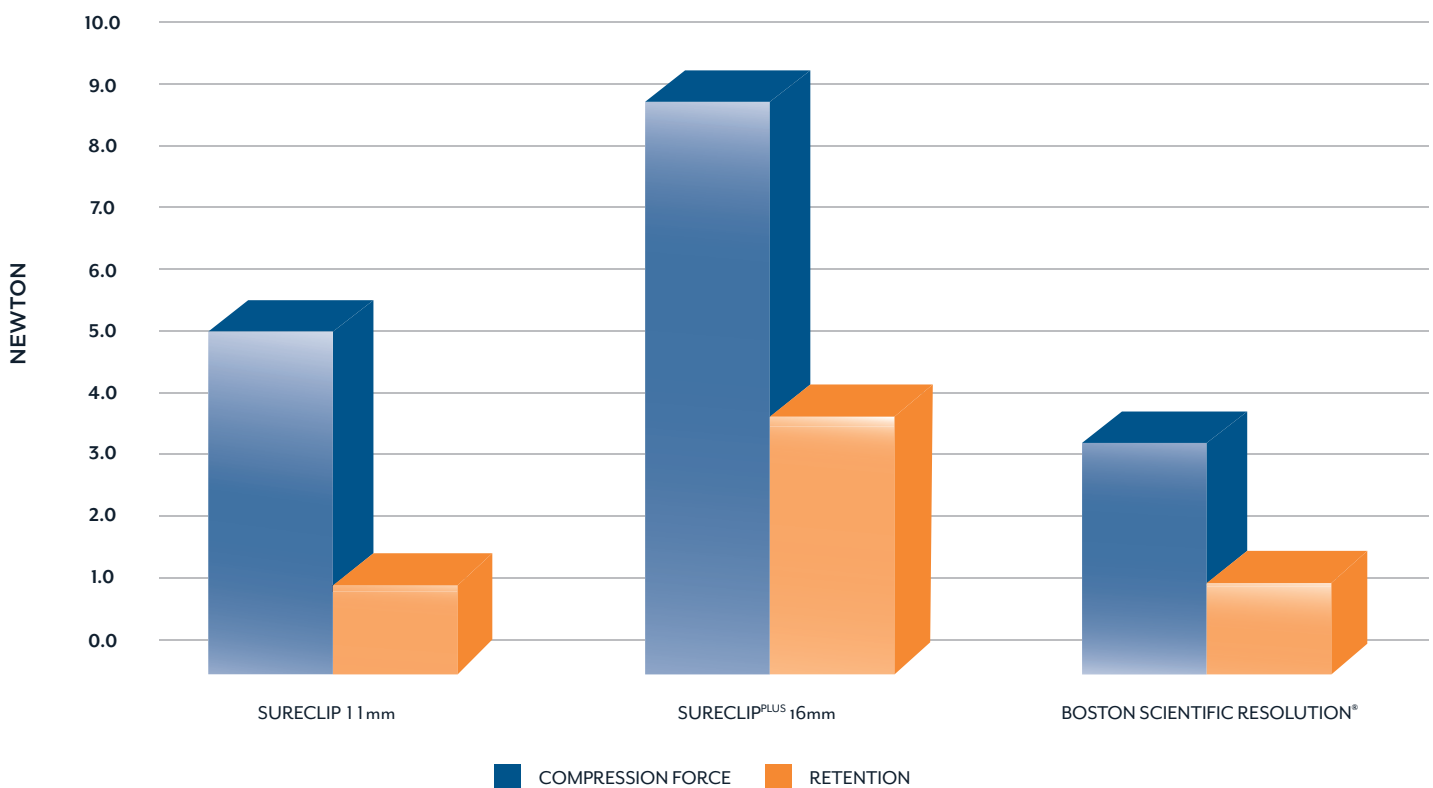
**Cam Mechanism** reduces clip retraction during closure. This eliminates the need to push firmly into tissue during jaw closure and deployment.

## GREATER CLOSURE/ COMPRESSION FORCE<sup>1</sup>

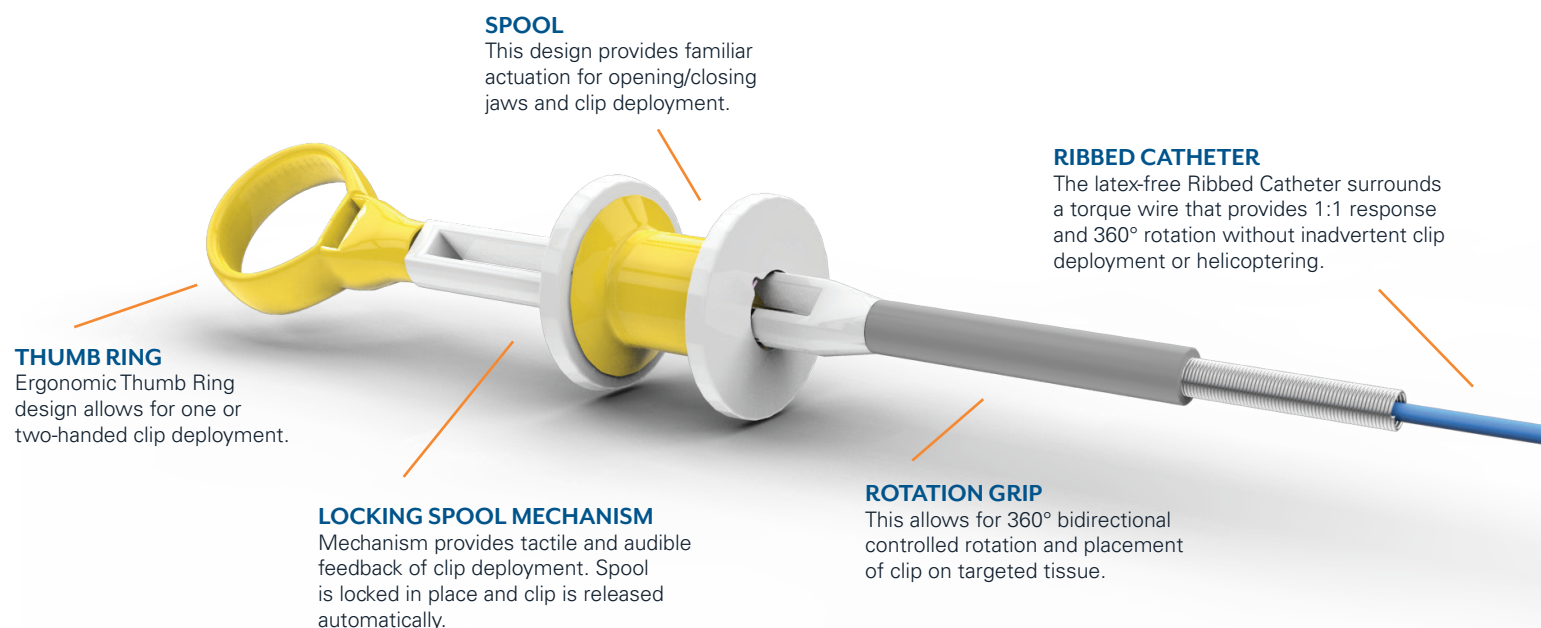
Testing was completed to determine the compression force between the clip arms and overall locking force. The closure/compression force evaluation confirmed that both SureClip and SureClip<sup>PLUS</sup> have greater average clamping strength than that of Boston Scientific Resolution<sup>®</sup>.

## EXCELLENT RETENTION STRENGTH<sup>2</sup>

When comparing the SureClip<sup>PLUS</sup> to other competitive hemostasis clips, testing showed that SureClip<sup>PLUS</sup> has greater retention strength on average than Boston Scientific Resolution<sup>®</sup>. Additionally, SureClip demonstrated similar strength on average compared to Resolution<sup>®</sup>.



The SureClip’s rotatability is smooth, with a handle that allows controlled movements with intuitive functionality.



**SPOOL**  
This design provides familiar actuation for opening/closing jaws and clip deployment.

**RIBBED CATHETER**  
The latex-free Ribbed Catheter surrounds a torque wire that provides 1:1 response and 360° rotation without inadvertent clip deployment or helicoptering.

**THUMB RING**  
Ergonomic Thumb Ring design allows for one or two-handed clip deployment.

**LOCKING SPOOL MECHANISM**  
Mechanism provides tactile and audible feedback of clip deployment. Spool is locked in place and clip is released automatically.

**ROTATION GRIP**  
This allows for 360° bidirectional controlled rotation and placement of clip on targeted tissue.

“The SureClip is, in my opinion, clearly better than the competitions’ clip because of its **accuracy, reliability, and functionality.**”  
- VK Sharma, MD, FASGE, FACG, AGAF

### NICKEL (Ni) SENSITIVITY<sup>3</sup>

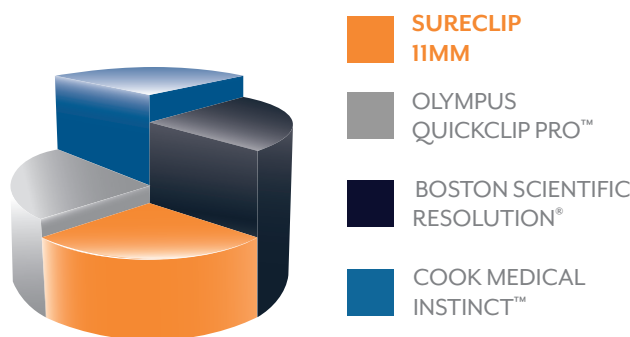
Several metals may be used in the manufacture of hemostasis clips and most have varying degrees of nickel content. SureClip is made from medical-grade stainless steel, which contains some nickel.

#### MATERIAL / APPROXIMATE % OF NICKEL

Stainless Steel	Elgiloy	Nitinol
6-8%	14-16%	>50%

When nickel is present, the surface area of the clip and its potential contact with patient may also be relevant. In testing, SureClip was found to have the smallest surface area when compared with 3 competitive hemostasis clips.

#### ESTIMATED TOTAL SURFACE AREA



## SPECIFICATIONS

Order Number	Henry Schein Item Number	Opening Width* (mm)	Sheath Diameter (mm)	Working Length (cm)	Minimum Channel Size (mm)	Package Units
<b>SURECLIP<sup>MINI</sup> LOWEST PROFILE</b>						
RC30415	132-5180	8	Max 2.6	235	2.8	2/Box
RC30411	132-5187	8	Max 2.6	235	2.8	10/Box
<b>SURECLIP SHORTEST STEM</b>						
RC30445	132-5724	11	Max 2.6	235	2.8	2/Box
RC30441	132-5723	11	Max 2.6	235	2.8	10/Box
<b>SURECLIP<sup>PLUS</sup> GREATEST CLOSURE/COMPRESSION FORCE</b>						
RC30385	128-5657	16	Max 2.6	235	2.8	2/Box
RC30381	128-5655	16	Max 2.6	235	2.8	10/Box
<b>SURECLIP<sup>MAX</sup> WIDEST JAW OPENING*</b>						
RC30545	136-6309	17	Max 2.6	235	2.8	2/Box
RC30541	136-6310	17	Max 2.6	235	2.8	10/Box

\*Jaws will open to the maximum reach when placed in contact with tissue.

## INDICATIONS FOR USE

The SureClip Repositionable Hemostasis Clip is indicated for Endoscopic clip placement within the Gastrointestinal tract of adult patients only via a straight or side-viewing flexible endoscope for the purpose of :

- (1) Endoscopic marking;
- (2) Hemostasis for
  - (a) Mucosal / sub-mucosal defects < 3cm,
  - (b) Bleeding ulcers,
  - (c) Polyps < 1.5cm in diameter,
  - (d) Diverticula in the colon,
  - (e) Arteries < 2 mm
  - (f) Prophylactic clipping to reduce the risk of delayed bleeding post lesion resection;
- (3) As a supplementary method, closure of GI tract luminal perforations <20mm that can be treated conservatively.

## MR CONDITIONAL



Non-clinical testing has demonstrated the SureClip Repositionable Hemostasis Clip is MR Conditional according to ASTM F2503.

<sup>1</sup>Bench testing was performed (n=12) per device. Test report: MTN-ROCC-TR/JP-004.

<sup>2</sup>Bench testing was performed (n=20) per device. Test report: MTN-ROCC-TR-CM-01 Rev:A2.

<sup>3</sup>Independent testing was conducted at the Modern Analysis Center, Nanjing University.

All trademarks are the property of their respective owners.



**EXCEPTIONAL**  
ENDOSCOPIC  
SOLUTIONS.

2855 Boardwalk Drive  
Ann Arbor, MI 48104  
877.552.4027

**MTENDOSCOPY.COM**

customer@mtendoscopy.com  
MPW30000R Rev.5