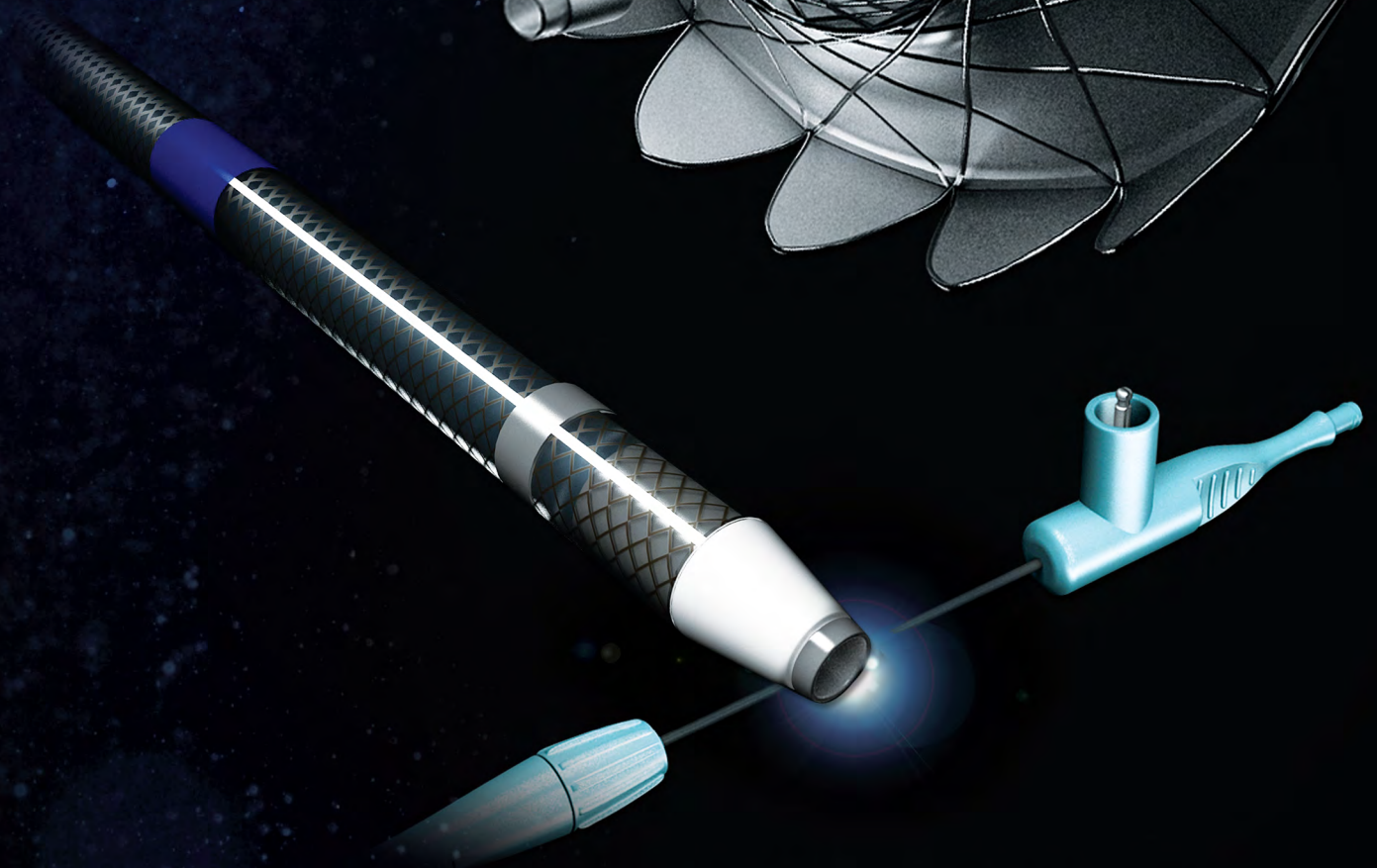



# HOT SPAXUS™

Electrocautery-Enabled Tip of Catheter



*Intuitive delivery system makes EUS-guided drainage procedure  
Simple, Easy and Safe*

**HEAD OFFICE**

14, Gojeong-ro, Wolgot-myeon, Gimpo-si, Gyeonggi-do, Korea 10022

**SALES OFFICE**

Bldg.C 4F, 158 Haneulmaeul-ro, ilsandong-gu, Goyang-si, Gyeonggi-do, Korea 10355

E: [contact@stent.net](mailto:contact@stent.net) T: +82 31 904 6153 F: +82 31 904 6157


[www.taewoongmedical.com](http://www.taewoongmedical.com)





### Lumen-apposing SPAXUS™ Stent

- Prevents migration and maintains anastomotic conduit between two adjacent organs
- The flexible flare design helps accommodative apposition regardless of the wall thickness
- 8, 10, 16mm diameters enable to apply to various indications



Products	Code	Stent			Delivery	
		Body Diameter (mm)	Flare Diameter (mm)	Length (cm)	Profile (Fr)	Usable Length (cm)
	HSS0802FW	8	23	2	10	180
	HSS1002FW	10	25			
	HSS1602FW	16	31			

### Electrocautery-enabled delivery system

- Select the pad specified by generator manufacturer
- Set to Pure Cut Mode 80-120 Watts, 400-500Vp
- Connect the plug to the electrocautery unit with a compatible active cable



### HOT SPAXUS™ Delivery system

- Step1. When the outer X-ray marker overlaps with the inner X-ray marker  
→ The distal flange is completely opened
- Step2. When the blue marker is visible under endoscopic view  
→ Start opening proximal flange