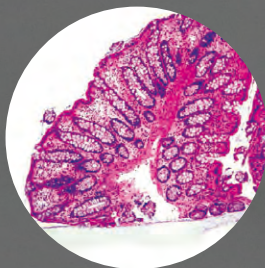

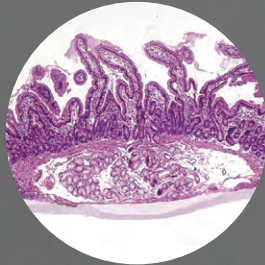


Bio-Optica

Improving Pathology

Endokit

Innovative System




PATENTED



The best approach for the orientation of
endoscopic biopsies

Easy, rapid and safe, without exposure to formalin



- **Endokit with Klessidra**
9 Endokit + 27 Klessidra

05-01V15PK

- **Endokit**
40 pcs

08-8710N



- **Use of Endokit**

- put the biopsies on the ribbons and fix in formalin
- after processing, proceed with the embedding and rotate by 90° the ribbon with biopsies
- cut the sections
- proceed with the desired staining



- **Advantages**

- pre-cut and easy to use ribbons
- reduction of the embedding time
- lower number of sections to cut and stain
- lower number of sections to be examined
- precise localization of the pathological process
- improvement of diagnosis quality



- **Bibliography**

- P. Collin, K. Kaukinen, H. Vogelsang, I. Korponay-Szabò, R. Sommer, E. Schreier, et al., Anti-endomysial and anti-human recombinant tissue transglutaminase antibodies in the diagnosis of coeliac disease: biopsy-proven European multicentre study, Eur J Gastroenterol Hepatol, 2005, volume 17, pagg. 85-91
- E. Tonutti, D. Vicentini, N. Bizzarro, D. Villalta, M. Bagnasco, R. Tozzoli, M. Tampona, D. Bassetti, M. Musso, M. Liguori, A. Antico, S. Platzgummer, F. Manoni, L. Camogliano, M. Pradella, V. Villanacci, P. Ceppa, R. Fiocca, Linee guida per la diagnosi di laboratorio e istologica della malattia celiaca, RImeL / IJLaM, 2005, volume 2, pagg. 110-122

Markkinoija Suomessa



Mediq Suomi Oy
Vuoritontunkuja 6, 02200 Espoo
puh. 020 112 1510
asiakaspalvelu@mediq.com
www.mediq.fi

Headquarter
Bio-Optica Milano S.p.a.
via San Faustino, 58
20134 Milan - ITALY -

Telephone
+39 02 2127131

Fax
+39 02 2154155

Mail
info-export@bio-optica.it

Web
www.bio-optica.it

Bio - Optica