


Stratafix™

# STRATAFIX™ Knotless Tissue Control Device

## EMEA Portfolio Product Catalogue 2019/20

A versatile portfolio to meet your wound closure needs



**ETHICON**  
PART OF THE *Johnson & Johnson* FAMILY OF COMPANIES

Shaping  
the future  
of surgery

# STRATAFIX™ Knotless Tissue Control Devices

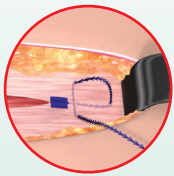
## A versatile portfolio to meet your wound closure needs

The unique anchor design of a STRATAFIX™ Knotless Tissue Control Device provides multiple points of fixation along the suture line, allowing tension on the suture to be maintained on each pass.<sup>1,2,6</sup>

### STRATAFIX™ Symmetric PDS™ Plus Knotless Tissue Control Device

The **only** knotless tissue device that provides strong, secure closure appropriate for high-tension areas such as **fascia**.<sup>8,11-15\*</sup>

## Symmetric



#### Superior tissue holding strength

STRATAFIX™ Symmetric PDS™ Plus Knotless Tissue Control Device demonstrated superior tissue holding strength compared to interrupted technique with Coated VICRYL™ (polyglactin 910) Suture, continuous technique with PDS™ II (polydioxanone) Suture, and VLoc™ 180 Wound Closure Device.<sup>8</sup>



\*\* STRATAFIX™ Knotless Tissue Control Devices with **Plus Antibacterial Technology** are designed to address a known risk factor for SSIs.<sup>9,10</sup>


\* Refers to STRATAFIX™ Symmetric PDS™ Plus Knotless Tissue Control Device Only.

\*\*The petri dish image is for illustrative purposes only, zone of inhibition testing results can vary.

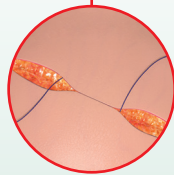
## STRATAFIX™ Spiral Knotless Tissue Control Device

STRATAFIX™ Spiral Knotless Tissue Control Devices provide smooth tissue passage and a secure hold that helps control tension and achieve excellent tissue approximation.<sup>1,2,4-6,8,20</sup>

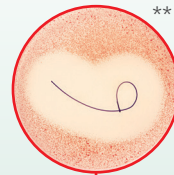
### Spiral



The anchors on STRATAFIX™ **Spiral Knotless Tissue** Control Devices are uniquely patterned to retract into the core for a smooth pull through tissue, and then re-engage for a secure hold.<sup>1,2,4-6,8,20</sup>



**Bidirectional** design allows for management of tension from the middle












STRATAFIX™ Knotless Tissue Control Devices with **Plus Antibacterial Technology** are designed to address a known risk factor for SSIs.<sup>9,10</sup>

<sup>\*\*</sup>The petri dish image is for illustrative purposes only, zone of inhibition testing results can vary.

# STRATAFIX™ Symmetric PDS PLUS Knotless Tissue Control Device





- **Only Ethicon** offers a knotless tissue control device that is appropriate for closing high-tension areas, such as **fascia**.\*\* 8, 11-15
- **Superior tissue holding strength** compared to interrupted technique with Coated VICRYL™ (polyglactin 910) Suture, continuous technique with PDS™ II (polydioxanone) Suture, and V-Loc™ 180 Wound Closure Device.<sup>8</sup>
- **Plus Antibacterial technology** designed to address a known risk factor for SSIs.<sup>9,10</sup>


STRATAFIX™ Symmetric PDS™ Plus Knotless Tissue Control Device - Dyed						
Needle		Size* Length (cm)	3-0	2-0	0	1
17 mm, 1/2 Circle Taper Point, RB-1		15	SXPP1A411			
19 mm, 3/8 Circle Reverse Cutting, PS-2		45	SXPP1A101			
24 mm, 3/8 Circle Reverse Cutting, PS-1		45	SXPP1A100			
36 mm, 1/2 Circle Reverse Cutting, OS-6		45 60			SXPP1A200 SXPP1A202	SXPP1A201 SXPP1A203
40 mm, 1/2 Circle Reverse Cutting, OS-8		60			SXPP1A204	SXPP1A205
26 mm, 1/2 Circle Taper Point, SH		15 23 30 45	SXPP1A413  SXPP1A428 SXPP1A410	SXPP1A414 SXPP1A421 SXPP1A431 SXPP1A409		
26 mm, 1/2 Circle Taper Point, CT-2		15 23 45		SXPP1A415 SXPP1A422 SXPP1A408	SXPP1A446 SXPP1A407	SXPP1A419
36 mm, 1/2 Circle Taper Point, CT-1		15 23 30 45 60	SXPP1A429	SXPP1A416 SXPP1A423 SXPP1A432 SXPP1A403 SXPP1A439	SXPP1A418 SXPP1A425 SXPP1A433 SXPP1A401 SXPP1A440	SXPP1A420  SXPP1A435 SXPP1A404 SXPP1A443
40 mm, 1/2 Circle Taper Point, CT		30 45 60			SXPP1A412 SXPP1A406 SXPP1A441	SXPP1A405 SXPP1A444

\*\* Refers to STRATAFIX™ Symmetric PDS™ Plus Knotless Tissue Control Device Only.

\* Sizing shown represents tensile strength. See IFU for additional information.

# STRATAFIX™ Symmetric PDS PLUS Knotless Tissue Control Device

STRATAFIX™ Symmetric PDS™ Plus Knotless Tissue Control Device - Dyed						
Needle		Size* Length (cm)	3-0	2-0	0	1
48 mm, 1/2 Circle Taper Point, CTX		45 60			SXPP1A402 SXPP1A442	SXPP1A400 SXPP1A445
36 mm, 1/2 Circle Taper Point, Ethiguard™ Safety Needle, CTB-1		45 60				SXPP1A301 SXPP1A304
48 mm, 1/2 Circle Taper Point, Ethiguard™ Safety Needle, CTXB		45 60			SXPP1A302	SXPP1A300 SXPP1A306
26 mm, 5/8 Circle Taper Point, UR-6		15		SXPP1A417		










\* Sizing shown represents tensile strength. See IFU for additional information.

# STRATAFIX™ Spiral Knotless Tissue Control Device: **Unidirectional**

**With significantly more points of fixation than traditional sutures, STRATAFIX™ Knotless Tissue Control Devices provide a combination of more security, more consistency, and more efficiency.** <sup>1, 2, 4-6, 8, 15, 16, 20, 21</sup>






- Closure begins at one end of an incision, for a familiar wound-closure technique.<sup>19</sup>
- Adjustable fixation loop that secures the device at the start of the incision without the need for tying a knot.<sup>17-19</sup>
- STRATAFIX™ Knotless Tissue Control Devices with Plus Antibacterial Technology are designed to address a known risk factor for SSIs.<sup>9,10</sup>




STRATAFIX™ Spiral MONOCRYL™ Plus Knotless Tissue Control Device - Undyed						
Needle		Size* Length (cm)	4-0	3-0	2-0	0
26 mm, 1/2 Circle Taper Point, SH		15			SXMP1B408	
		23		SXMP1B427	SXMP1B409	
		30			SXMP1B410	
		70		SXMP1B428		
36 mm, 1/2 Circle Taper Point, CT-1		45		SXMP1B429	SXMP1B413	
		70			SXMP1B414	
26 mm, 1/2 Circle Taper Point, CT-2		15			SXMP1B415	
		30			SXMP1B416	
		45			SXMP1B417	
36 mm, 1/2 Circle Reverse Cutting, CP-1		70			SXMP1B419	
26 mm, 1/2 Circle Reverse Cutting, CP-2		30			SXMP1B420	
30 mm, 3/8 Circle Reverse Cutting, PSL		70			SXMP1B421	
17 mm, 1/2 Circle Taper Point, RB-1		15	SXMP1B434	SXMP1B424		
		23	SXMP1B439	SXMP1B438		
		30	SXMP1B435	SXMP1B425		

\*Sizing shown represents tensile strength. See IFU for additional information.


# STRATAFIX™ Spiral Knotless Tissue Control Device: **Unidirectional** (continued)

STRATAFIX™ Spiral MONOCRYL™ Plus Knotless Tissue Control Device - Undyed						
Needle		Size* Length (cm)	4-0	3-0	2-0	0
24 mm, 3/8 Circle Reverse Cutting, PS-1		30	SXMP1B114	SXMP1B101		
		45		SXMP1B102		
		60		SXMP1B103		
		70		SXMP1B104		
19 mm, 3/8 Circle Reverse Cutting, PS-2		15		SXMP1B105		
		30	SXMP1B117	SXMP1B106		
		45	SXMP1B118	SXMP1B107		
		60		SXMP1B108		
26 mm, 3/8 Circle Reverse Cutting, PS		45		SXMP1B111		
		70		SXMP1B113		
19 mm, Straight Taper Point, ST-4		30		SXMP1B433		
16 mm, 1/2 Circle Reverse Cutting, PS-4		45	SXMP1B120			

STRATAFIX™ Spiral Polypropylene Knotless Tissue Control Device - Undyed						
Needle		Size* Length (cm)	4-0	3-0	2-0	0
22 mm, 1/2 Circle Taper Point, SH-1		30			SXPL1B400	

\*Sizing shown represents tensile strength. See IFU for additional information.

# STRATAFIX™ Spiral Knotless Tissue Control Device: **Unidirectional** (continued)












## STRATAFIX™ Spiral PDS™ Plus Knotless Tissue Control Device - Dyed

Needle		Size* Length (cm)	3-0	2-0	0	1
36 mm, 1/2 Circle Reverse Cutting, OS-6		45				SXPP1B201
		70				SXPP1B203
40 mm, 1/2 Circle Reverse Cutting, OS-8		70				SXPP1B204
36 mm, 1/2 Circle Taper Point, MO-4		70				SXPP1B205
36 mm, 1/2 Circle Taper Point, CT-1		15		SXPP1B409	SXPP1B406	
		22		SXPP1B456	SXPP1B455	
		30		SXPP1B410	SXPP1B450	SXPP1B429
		45		SXPP1B411	SXPP1B407	SXPP1B430
		70		SXPP1B412	SXPP1B408	SXPP1B431
48 mm, 1/2 Circle Taper Point, CTX		70				SXPP1B401
		90				SXPP1B402
26 mm, 1/2 Circle Reverse Cutting, CP-2		45			SXPP1B202	SXPP1B403
36 mm, 1/2 Circle Tapercut, V-34		23		SXPP1B458	SXPP1B457	
26 mm, 1/2 Circle Taper Point, CT-2		15		SXPP1B413		
		30			SXPP1B405	
31 mm, 1/2 Circle Taper Point, MO-5		70			SXPP1B451	
19 mm, Ski Taper Point, EN-S		30			SXPP1B452	

\*Sizing shown represents tensile strength. See IFU for additional information.



# STRATAFIX™ Spiral Knotless Tissue Control Device: **Unidirectional** (continued)










STRATAFIX™ Spiral PDS™ Plus Knotless Tissue Control Device - Dyed						
Needle		Size* Length (cm)	4-0	3-0	2-0	0
26 mm, 1/2 Circle Taper Point, SH		15		SXPP1B420	SXPP1B415	
		23			SXPP1B433	
		30			SXPP1B416	
		70		SXPP1B421	SXPP1B417	
22 mm, 1/2 Circle Taper Point, SH-1		23	SXPP1B454	SXPP1B453		
26 mm, 5/8 Circle Taper Point, UR-6		15			SXPP1B434	
		30			SXPP1B419	
19 mm, 3/8 Circle Reverse Cutting, PS-2		15		SXPP1B103		
		30		SXPP1B104		
		45	SXPP1B113	SXPP1B105		
		70	SXPP1B114			
24 mm, 3/8 Circle Reverse Cutting, PS-1		70		SXPP1B110		
16 mm, 1/2 Circle Reverse Cutting, PS-4		45	SXPP1B119			
22 mm, 1/2 Circle Reverse Cutting, X-1		70		SXPP1B120		
17 mm, 1/2 Circle Taper Point, RB-1		15	SXPP1B427	SXPP1B422		
		30	SXPP1B428			
		70		SXPP1B423		
19 mm, Straight Taper Point, ST-4		15		SXPP1B424		

\* Sizing shown represents tensile strength. See IFU for additional information.

## STRATAFIX™ Spiral Knotless Tissue Control Device: **Bidirectional**





**Allows for management of tension from the middle for control over tissue approximation in challenging conditions like non-linear incisions and larger open wounds.**


- Secured with a backstitch or lateral stitch on both ends to finish

STRATAFIX™ Spiral PDO Knotless Tissue Control Device - Dyed							
Needle		Size* Length (cm)	4-0	3-0	2-0	0	1
19 mm, 3/8 Circle Reverse Cutting, FS-2		7 x 7	SXPD2B422				
		14 x 14	SXPD2B423				
26 mm, 3/8 Circle Reverse Cutting, FS		14 x 14		SXPD2B417	SXPD2B418		
		24 x 24		SXPD2B419	SXPD2B420		
26 mm, 1/2 Circle Reverse Cutting, CP-2		24 x 24				SXPD2B415	SXPD2B416
36 mm, 1/2 Circle Reverse Cutting, OS-6		24 x 24					SXPD2B200
		30 x 30					SXPD2B201
40 mm, 1/2 Circle Reverse Cutting, OS-8		36 x 36					SXPD2B202
17 mm, 3/8 Circle Tapercut, V-4		24 x 24	SXPD2B426				
26 mm, 3/8 Circle Tapercut, V-26		14 x 14	SXPD2B425				
		24 x 24	SXPD2B424				
22 mm, 1/2 Circle Taper Point, CT-3		14 x 14				SXPD2B404	
26 mm, 1/2 Circle Taper Point, SH		10 x 10			SXPD2B413		
		14 x 14			SXPD2B414		

\*Sizing shown represents tensile strength. See IFU for additional information.







# STRATAFIX™ Spiral Knotless Tissue Control Device: **Bidirectional** (continued)

STRATAFIX™ Spiral PDO Knotless Tissue Control Device - Dyed							
Needle		Size* Length (cm)	4-0	3-0	2-0	0	1
36 mm, 1/2 Circle Taper Point, MH		7 x 7			SXPD2B406		
		14 x 14			SXPD2B407	SXPD2B409	
		24 x 24			SXPD2B408	SXPD2B410	
		30 x 30				SXPD2B411	
		36 x 36				SXPD2B412	
36 mm, 1/2 Circle Taper Point, CT-1		14 x 14					SXPD2B401
		24 x 24					SXPD2B402
		30 x 30					SXPD2B403
36 mm, 1/2 Circle Taper Point, MO-4		36 x 36					SXPD2B400
48 mm, 1/2 Circle Taper Point, CTX		36 x 36					SXPD2B405



\* Sizing shown represents tensile strength. See IFU for additional information.



# STRATAFIX™ Spiral Knotless Tissue Control Device: **Bidirectional** (continued)

STRATAFIX™ Spiral PGA-PCL Knotless Tissue Control Device - Undyed							
Needle		Size* Length (cm)	4-0	3-0	2-0	0	1
19 mm, 3/8 Circle Reverse Cutting, FS-2		7 x 7	SXMD2B405	SXMD2B404			
		14 x 14	SXMD2B407	SXMD2B406			
		30 x 30	SXMD2B409	SXMD2B408			
24 mm, 3/8 Circle Reverse Cutting, FS-1		30 x 30	SXMD2B150	SXMD2B410			
26 mm, 3/8 Circle Reverse Cutting, FS		14 x 14		SXMD2B411			
		30 x 30	SXMD2B413	SXMD2B412			
26 mm, 1/2 Circle Reverse Cutting, CP-2		14 x 14			SXMD2B414		
17 mm, 1/2 Circle Taper Point, RB-1		16 x 16	SXMD2B403	SXMD2B402			
36 mm, 1/2 Circle Taper Point, MH		14 x 14			SXMD2B400		
		36 x 36			SXMD2B401		



\*Sizing shown represents tensile strength. See IFU for additional information.

# STRATAFIX™ Spiral Knotless Tissue Control Device: **Bidirectional** (continued)

STRATAFIX™ Spiral Polypropylene Knotless Tissue Control Device - Undyed							
Needle		Size* Length (cm)	4-0	3-0	2-0	0	1
22 mm, 1/2 Circle Taper Point, CT-3		14 x 14				SXPL2B401	
36 mm, 1/2 Circle Taper Point, CT-1		24 x 24					SXPL2B400



\* Sizing shown represents tensile strength. See IFU for additional information.

# A **versatile** knotless tissue control device portfolio

<b>STRATAFIX™</b> knotless tissue control devices	Symmetric PDS™ Plus	Spiral MONOCRYL™ Plus	Spiral PDS™ Plus	Spiral Polypropylene	Spiral PDO	Spiral PGA - PCL
Barb Design	Unidirectional 	Unidirectional 	Unidirectional 	Uni / Bidirectional 	Bidirectional 	Bidirectional 
Fixation Type	Tab	Loop	Loop	Loop / Central	Central	Central
Gauge sizes	3-0 to 1	4-0 to 2-0	4-0 to 0	2-0 to 1	4-0 to 1	4-0 to 2-0

Tissue Type	Wound Support <sup>19-21</sup>	Symmetric PDS™ Plus	Spiral MONOCRYL™ Plus	Spiral PDS™ Plus	Spiral Polypropylene	Spiral PDO	Spiral PGA - PCL
 Skin (subcuticular)	1 - 2 weeks	▼	✓	▼	▼	▼	✓
Fat (subcutaneous)	1 - 2 weeks	✓	✓	✓	▼	▼	✓
Fascia	3+ weeks	✓	▼	▼	▼	▼	▼
Muscle	4 - 6 weeks	✓	▼	✓	▼	✓	▼
Organ	Varies	✓	▼	✓	✓	✓	▼

With significantly more points of fixation than traditional sutures, STRATAFIX™ Knotless Tissue Control Devices provide a combination of **more security, more consistency, and more efficiency.**<sup>1, 2, 4-6, 9, 15, 16, 20, 21</sup>

**Only Ethicon** offers tissue control devices, with Plus antibacterial technology, that provide appropriate strength for closing high-tension areas, such as **fascia.**<sup>‡ 8, 11-15</sup>

Please refer always to the Instructions for Use / Package Insert that come with the device for the most current and complete instructions.

‡ Refers to STRATAFIX™ Symmetric PDS™ Plus Device only.

**References:** 1. Moran ME, Marsh C, Perrotti M. Bidirectional-barbed sutured knotless running anastomosis v classic Van Velthoven suturing in a model system. *J Endourol.* 2007;21(10):1175-8. 060071-160915, 060075-160915, 119398-190725, 119397-190725 2. Vakili JJ, O'Reilly MP, Sutter EG, et al. Knee arthroscopy repair with a continuous barbed suture: a biomechanical study. *J Arthroplasty.* 2011;26(5):710-3. 060071-160915, 060075-160915, 119398-190725, 119397-190725 3. Rodeheaver GT, Piñeros-Fernandez A, Salopek LS, et al. Barbed sutures for wound closure: in vivo wound security, tissue compatibility and cosmesis measurements. In: *Transactions from the 30th Annual Meeting of the Society for Biomaterials*, Mount Laurel, NJ; p. 232 4. Eickmann T, Quane E. Total knee arthroplasty closure with barbed sutures. *J Knee Surg.* 2010;23(3):163-167. 060071-160915, 119398-190725, 119397-190725 5. Einarsson JI, Chavan NR, Suzuki Y, et al. Use of bidirectional barbed suture in laparoscopic myomectomy: evaluation of perioperative outcomes, safety, and efficacy. *J Minim Invasive Gynecol.* 2011;18(1):92-95. 060071-160915, 052474-160502, 052473-160502 6. Levine BR, Ting N, Della Valle CJ. Use of a barbed suture in the closure of hip and knee arthroplasty wounds. *Orthopedics.* 2011;34(9):e473-e475. 060071-160915, 060075-160915, 119398-190725, 119397-190725 7. Warner JP, Gutowski KA. Abdominoplasty with progressive tension closure using a barbed suture technique. *Aesthet Surg J.* 2009;29(3):221-225 8. Ethicon, 100326296: Time Zero Tissue Holding - Competitive Claims Comparisons for STRATAFIX™ Knotless Tissue Control Devices vs Various Products. May 2015. Data on File. 119262-190724, 119236-190724, 060071-160915, 119393-190725, 119397-190725 9. Ming X, Rothenburger S, Nichols MM. In vivo and in vitro antibacterial efficacy of PDS Plus (polydioxanone with triclosan) suture. *Surg Infect (Larchmt).* 2008;9(4):451-457. 119929-190801 10. Ming X, Rothenburger S, Yang D. In vitro antibacterial efficacy of Monocryl Plus Antibacterial Suture (poliglecaprone 25 with triclosan). *Surg Infect (Larchmt).* 2007;8(2):201-207. 119929-190801 11. Ethicon, AST-2011-0210. Study to evaluate the tissue holding performance at time zero of DOLFIN PDS™ PLUS barbed suture sizes 1 and 2-0 vs dyed PDS™ II Plus suture sizes 1 and 2-0 in a continuous stitch pattern—Project DOLFIN 11822, version 1. Approved on July 15, 2011. Data on File. 119262-190724, 119073-190722 12. Ethicon, AST-2011-0341. Performance testing of DOLFIN PDS PLUS size 3-0 suture—tissue holding 10 cm incision. August, 2011. Data on File. 119262-190724, 119073-190722 13. Ethicon, PSE 09-0204, project number 11822. Exploratory histological and biomechanical evaluation of DOLFIN following closure of the ventral abdominal wall in a porcine model at 7± days. July 2010. Data on File. 119262-190724, 19073-190722 14. Ethicon, PSE 10-0012, project number 11822. Model development: histological and biomechanical evaluation of 3-0 DOLFIN barbed suture prototypes, 3-0 Quill suture, and 3-0 V-loc suture at 7± days following closure of the ventral abdominal wall in a rabbit model. August 2011. Data on File. 119262-190724 15. Ethicon, AST-2013-0603. Performance Testing of STRATAFIX™ SYMMETRIC PDS™ PLUS Size 0 & 1 Devices - Initiation Strength in Porcine Tissue. April 2014. Data on File. 119262-190724, 060071-160915 16. Ethicon, AST-2012-0510. Performance Evaluation Memo-Performance Testing of STRATAFIX Symmetric Size 2-0 suture device for Tissue Holding Strength with an Incision Defect to Measure Gapping. Dec 2012. Data on File. 119073-190722, 060071-160915 17. Ethicon, IFU LAB-100375782 [4]- STRATAFIX™ Spiral MONOCRYL™ Plus Knotless Tissue Control Device Instructions for Use. Data on File. 120251-190807 18. Ethicon, IFU LAB-100379555 [4]- STRATAFIX™ Spiral PDS™ Plus Knotless Tissue Control Device Instructions for Use. Data on File. 120251-190807 19. Ethicon, IFU LAB-100088239 [3]- STRATAFIX™ Spiral Polypropylene Knotless Tissue Control Device Instructions for Use. Data on File. 120251-190807 20. Ethicon, AST-2012-0331. Tissue gapping under tension of porcine cadaveric skin incisions closed with Stratafix™ Spiral in comparison to Monocryl™ in both interrupted and continuous stitching patterns. August 24, 2012. Data on File. 060071-160915, 119393-190725, 119397-190725 21. Ethicon, AST-2013-0056 Performance Testing of STRATAFIX™ Symmetric PDS™ Size2-0 suture device for Tissue Holding Strength with Multiple Incision Defects to Measure Gapping. April 2013. Data on File. 060071-160915

